

SolidWaste and Recycling Volume and Cost in AV Last updated: 01.11.2010

RECYCLING: COST

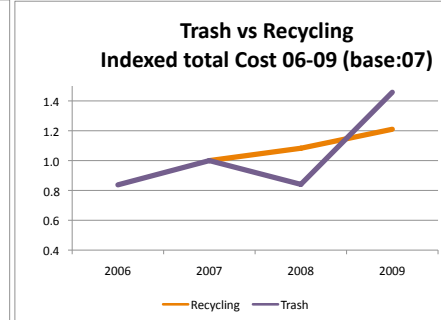
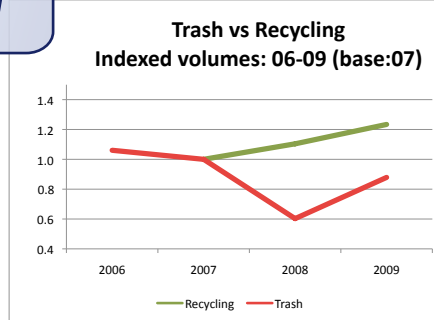
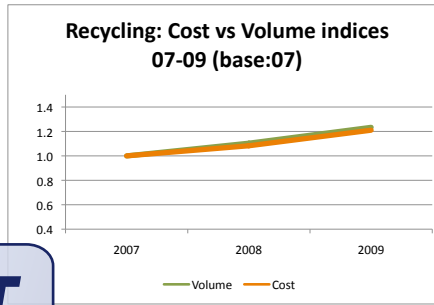
| Year | Monthly expenditure | Toters | Dif | Price per toter | Annual contract | Dif | cost index |
|--------|---------------------|--------|-----|-----------------|-----------------|---------|------------|
| 2006 | N/A | N/A | | N/A | | | 1.000 |
| Jan-07 | \$1,640 | 77 | | 21.30 | \$19,680 | | 1.083 |
| Feb-08 | \$1,776 | 85 | 8 | 20.89 | \$21,308 | \$1,628 | 1.210 |
| Dec-10 | \$1,985 | 95 | 10 | 20.89 | \$23,815 | \$2,507 | |

RECYCLING: VOLUME

| | | | | |
|---------------------|-----|---------|-------|----------|
| Vol. toter | 96 | gallons | 12.83 | cubic ft |
| Households | 595 | units | | |
| % filling at pickup | 80% | | | |
| Pick ups per week | 1 | | | |

DRAFT

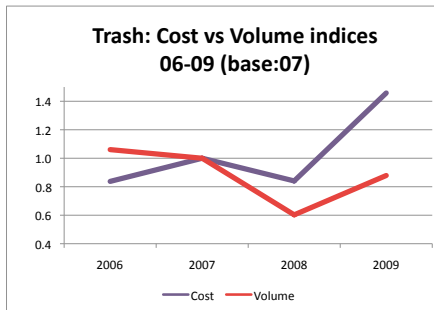
| Year | Weekly | | Annual | | COST per HH | | Households per toter | volume index |
|------|-----------------------|-----------------|-----------------------|-----------------|-------------|---------|----------------------|--------------|
| | Total Volume cubic ft | Per HH cubic ft | Total Volume cubic ft | Per HH cubic ft | Annual | Monthly | | |
| 2006 | N/A | N/A | N/A | N/A | N/A | N/A | N/A | 1.000 |
| 2007 | 790.53 | 1.33 | 41108 | 69.09 | \$33.08 | \$2.76 | 9 | 1.104 |
| 2008 | 872.67 | 1.47 | 45379 | 76.27 | \$35.81 | \$2.98 | 8 | 1.234 |
| 2009 | 975.33 | 1.64 | 50717 | 85.24 | \$40.02 | \$3.34 | 7 | |



NON RECYCLABLE WASTE: COST & VOLUME

| Year | Annual Cost | | Annual | | COST per HH | | Annual Cost index | volume index |
|------|---------------------|----------|-------------------|-------------|-------------|---------|-------------------|--------------|
| | Total Trash removal | per ton | Total Volume tons | Per HH tons | Annual | Monthly | | |
| 2006 | \$19,043 | \$60.45 | 315 | 0.53 | \$32.01 | \$2.67 | 0.837 | 1.061 |
| 2007 | \$22,739 | \$76.56 | 297 | 0.50 | \$38.22 | \$3.18 | 1.000 | 1.000 |
| 2008 | \$19,116 | \$106.79 | 179 | 0.30 | \$32.13 | \$2.68 | 0.841 | 0.603 |
| 2009 | \$27,873 | \$106.79 | 261 | 0.44 | \$46.85 | \$3.90 | 1.458 | 0.879 |

not verified



Totals

| Year | Annual | | Monthly | |
|------|----------|-----------|---------|--------|
| | Total | Dif | total | Per HH |
| 2006 | | | | |
| 2007 | \$42,419 | | \$3,535 | \$5.94 |
| 2008 | \$40,424 | -\$1,995 | \$3,369 | \$5.66 |
| 2009 | \$27,873 | -\$12,551 | \$2,323 | \$3.90 |